



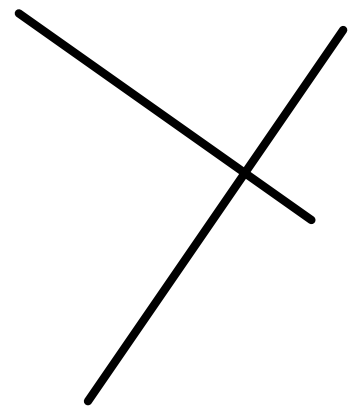


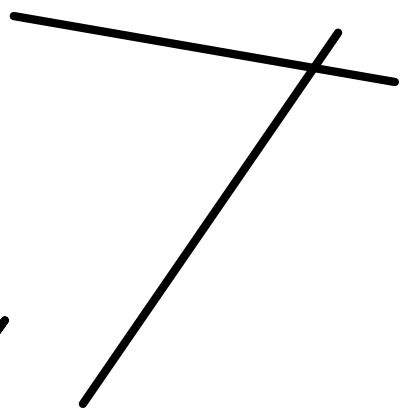

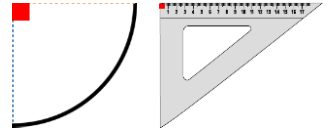
Les angles droits

Fiche n°3



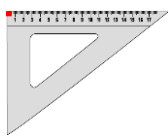
Prénom :

date :

Consigne: Marque les angles droits d'un petit symbole rouge. Utilise un gabarit ou une équerre.



Consigne: Termine les polygones en respectant le nombres d'angles droits et de côtés demandés. Utilise ton équerre.



Je suis un polygone à 5 côtés et 2 angles droits.

Je suis un polygone à 4 côtés et 4 angles droits.

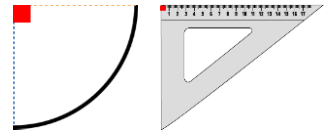
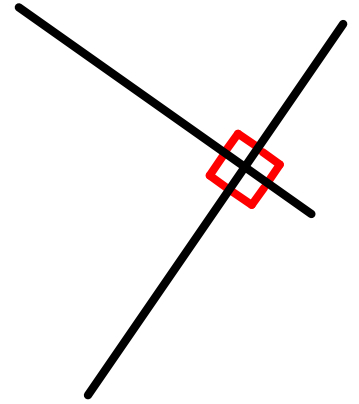
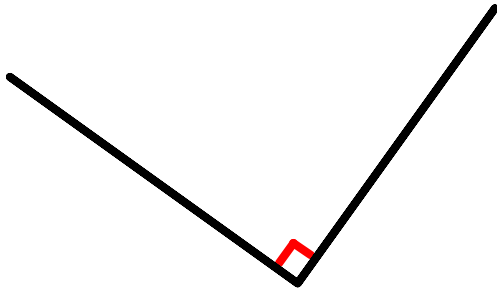
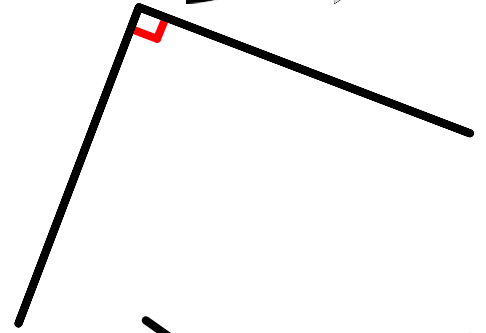
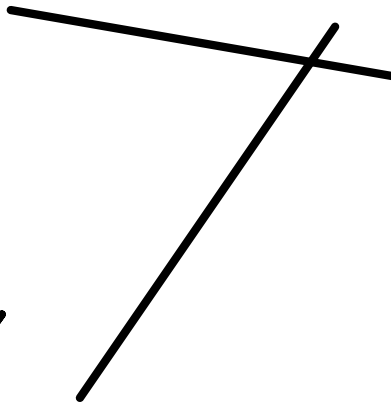



Les angles droits

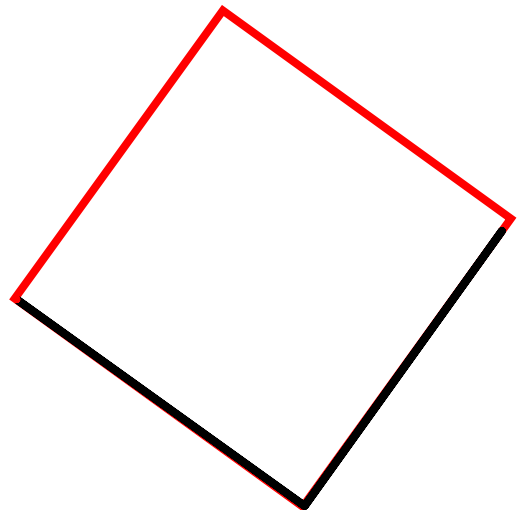
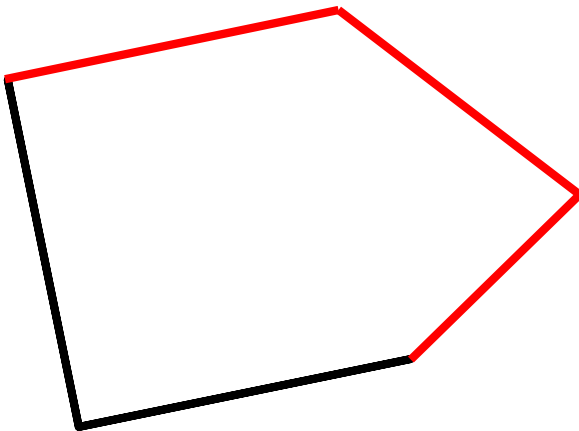
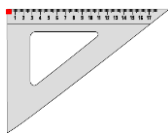
Fiche n°3

Correction

Consigne: Marque les angles droits d'un petit symbole rouge. Utilise un gabarit ou une équerre.



Consigne: Termine les polygones en respectant le nombre d'angles droits et de côtés demandés. Utilise ton équerre.



Je suis un polygone à 5 côtés et 2 angles droits.

Je suis un polygone à 4 côtés et 4 angles droits.