






1



<http://www.logicaleducatif.fr>



2



<http://www.logicaleducatif.fr>



Découpe les cartes puis plie et





colle la partie inférieure au dos pour la correction avant de plastifier.

Série orange

De 1 à 6 les constellations et chiffres, dans l'ordre



3



<http://www.logicieleducatif.fr>





4




<http://www.logicieleducatif.fr>




5




<http://www.logicieleducatif.fr>





6



<http://www.logicieleducatif.fr>




5



<http://www.logicaeducatif.fr>




6



<http://www.logicaeducatif.fr>



9




1 2 3 4 5 6

<http://www.logicaleducatif.fr>



3

10



1 2 3 4 5 6

<http://www.logicaleducatif.fr>



2

11




1 2 3 4 5 6

<http://www.logicaleducatif.fr>



↓

12




1 2 3 4 5 6

<http://www.logicaleducatif.fr>



9

13



1 2 3 4 5 6

<http://www.logicaleducatif.fr>



7

14



1 2 3 4 5 6

<http://www.logicaleducatif.fr>



5